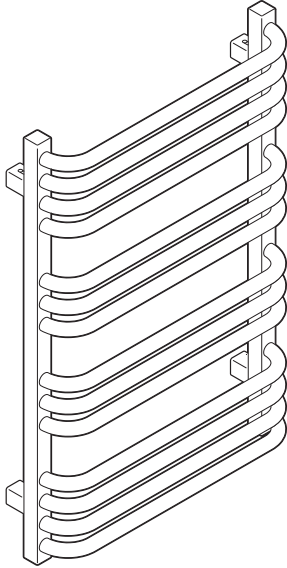




**TERMA**

SINCE 1990



# User Manual

## Radiator



Thank you for trusting us and selecting our product. Terma products manifest our passion for combining functionality and attractive form. We manufacture them with wholehearted commitment to exceed your expectations and offer you products that can be enjoyed for many years. If you notice anything we could do in order to improve our products or services, please contact us. We are there for you 24/7.

Terma Team



## WARRANTY CONDITIONS

1. This warranty applies to the decorative radiator manufactured by TERMA Sp. z o.o. with parameters specified on the last page of this booklet.
2. By accepting the product the Consumer confirms that the product is of full value, free from any defects. In case of any defects the User should inform the Seller. Otherwise it is assumed that the Seller provided the Consumer with a product without any defects (in particular paint coating faults).
3. The warranty periods are:
  - a. 8 years for steel radiator paint coating in all RAL and special colours,
  - b. 8 years for water tightness of steel radiators,
  - c. 3 years for chrome layer,
  - d. 2 years for electric components in electric radiators and heating elements designed for radiators.
4. The product serial label placed on the back of the radiator and evidence of purchase are prerequisites for any claims resulting from the warranty. The Manufacturer may reject the claim if any of the above has not been supplied.
5. The warranty does not cover:
  - a. product faults resulting from incorrect (not in compliance with the manual) installation or use;
  - b. product faults resulting from using the radiator in defiance of the requirements specified in the attached manual – in particular those regarding water characteristics and pressure inside the radiator;
  - c. damage caused by the Consumer after receiving the product from the Seller.
6. The warranty does not apply to any claims related to technical and functional features of the radiator, as long as they conform with those stated in the manual and technical specifications.

7. The warranty service does not include any activities described in the user manual, and customarily performed and paid for by the Consumer.
8. It is recommended to install valves on the supply and return pipes making it possible to disconnect the radiator from the central heating installation. If valves are not fitted the Consumer covers the extra cost of radiator dismantling.
9. Every claim is processed within 14 days of its receipt.
10. If the claim is accepted, the Manufacturer will repair the faulty product. The time required for the repair will be agreed with each Consumer individually. If the product cannot be repaired the Manufacturer will replace it with a new one.
11. The accompanying Installation Guide is an integral part of the warranty documentation. Please read it carefully before using the product.
12. For all installation and warranty enquiries please contact Crimson Bear Customer Support on 01535 636256



## PRODUCT INFORMATION

### 1. MATERIALS:

the radiator is made of low-carbon steel, its surface is powder coated or chrome plated.

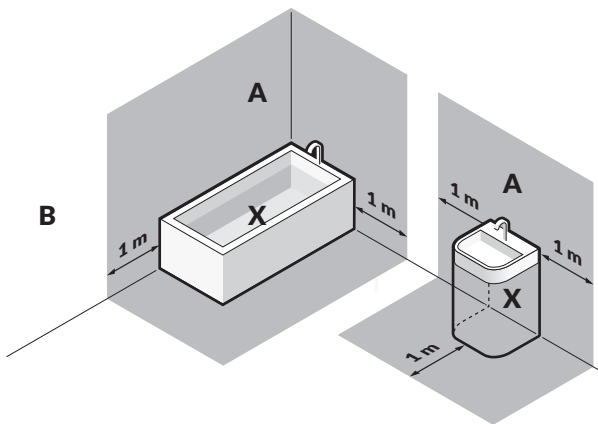
### 2. TECHNICAL PARAMETERS:

detailed product data can be found on the last page of this booklet.

**3. INTENDED USE:**

heating the interiors with normal air humidity and without any corrosive factors (this also applies to bathrooms, kitchens etc.). The powder coated version of the radiator can also be used as a dryer for towels and clothes.

**4. RADIATOR INSTALLATION ZONES:**



**Do not install the radiator in Zone A**

**5. WATER QUALITY:**

The radiator is intended for use in sealed central heating systems.

**CAUTION!** The radiator must not be installed in open-vented or domestic hot water systems.

Remember to bleed your central heating system and the radiator.

Detailed requirements concerning sealed central heating systems, water quality and operation of such installations are defined in norms applicable in a given country.

**CAUTION!** Installation parameters must not exceed the radiator operating parameters defined on the last page of this manual.

**6. THE RADIATOR FULLY COMPLIES WITH THE FOLLOWING REGULATIONS:**

*Regulation (EU) No 305/2011 of the European Parliament and of the Council of 9 March 2011 regulating the conditions for the marketing of construction products, and harmonised standards:*

*EN 442-1 Radiators and convectors – Part 1: Technical specifications and requirements,*

*EN 442-2 Radiators and convectors – Part 2: Test methods and rating.*



## GENERAL INSTALLATION NOTES

1. Special caution must be taken while transporting, installing or dismantling the radiator in order to avoid any damages.
2. The place designated for radiator installation should have central heating pipe endings matching the radiator connection spacing specified in the technical specifications section. Additional information can be obtained from our Trading Partners and found on our website: [www.termaheat.pl](http://www.termaheat.pl).
3. You will need standard 1/2" return and supply valves to fit your radiator. (Not supplied).
4. When converting the radiator into an electric unit (filled with the heating medium and not connected to central heating installation) you must consider the thermal expansion of the heating medium — pouring too much liquid into the radiator may result in critical pressure levels and, ultimately, cause damage to the radiator. Directions for filling electric radiators with heating medium can be found on our website: [www.termaheat.pl](http://www.termaheat.pl).





## SAFETY PRECAUTIONS

1. Be careful while putting hands between radiator pipes.
2. **CAUTION!** Do not hang fabrics with none colour fast dye (i.e. new towels or denim), or fabrics soaked in chemicals on your radiator. This may cause permanent discolouration of the radiator's paint colouring. The Manufacturer's warranty does not cover such faults.
3. If the radiator is equipped with an electric heating element please read the attached manual carefully before using the product.
4. Do not put loads exceeding 5 kg on the radiator.
5. Any changes in the construction of the radiator and/or warranty repairs can only be conducted by the Manufacturer.
6. When adding a radiator to your central heating system you should ensure that a suitable inhibitor is put into the system. If an inhibitor is not used and the radiator subsequently fails, the warrantee will be invalidated.



## FAILURE SITUATIONS

In case of any signs of a radiator fault, such as a leak of the heating medium immediately turn off the valves and contact the Manufacturer.



## MAINTENANCE

1. Do not allow the water in your central heating system to fall below 0°C.
2. We recommend keeping the radiator clean and dust free. We recommend using a soft water damp cloth. Use of solvents or abrasives will invalidate your guarantee.
3. Applying any additional layers of paint or lacquer to the radiator is not allowed.




## **DISPOSAL**

When permanently dismantling and removing the radiator observe your local law concerning disposal.

When the product reached the end of its useful life, it should be returned to a collection facility.

By returning the product, you will help to prevent possible negative effects on the environment and health to which the product can contribute if it is disposed of as ordinary domestic waste.

For information about recycling and collection facilities, you should contact your local authority or refuse collection service or contact Crimson Bear Customer Support on 01535 636256.

1. model [-]
  2. height A [mm]
  3. width B [mm]
  4. connection type [-]
  5. colour [-]
  6. connection spacing C [mm]
  7. serial number [-]
  8. delta T50°C heat output [W]
  9. n exponent [-]
  10. weight [kg]
  11. water volume [dm<sup>3</sup>]
  12. manufacture date [-]
  13. number of brackets
  14. operating pressure [MPa]
  15. model number [-]
- 

**In the United Kingdom please contact:**

Crimson Bear Customer Support  
with all installation and warranty enquiries.  
**Telephone: 01535 636256**

**TERMA Sp. z o. o.**

Czaple 100  
80-298 Gdańsk  
Poland  
tel.: +48 / 58 694 05 00,  
fax: +48 / 58 694 05 06  
terma@termagroup.pl

[www.termahat.pl](http://www.termahat.pl)